Certificate Of Analysis

LIQUILABS
Analytical services

Client:

V.O.F. **Buy Peptides**
Buy Peptides
16192 Coastal Hwy
Lewes, DE 19958
USA
support@buypeptides.store

Laboratory:

Liquilabs s.r.o.
Ohradní 24B
14000 Michle
Czechia
www.liquilabs.cz

Sample Identification

Sample Name	Glutathione 600mg	**Batch Number**	GF102025055	**Date Published**	2025-10-12 18:19

Results for Lyo-0117

Analysis of Peptide Identity, Content and Purity	Result	Unit	Uncertainty	Reporting Limit
Glutathione Assay Peptide Screening	606	*mg*	[± 6]	
Glutathione Identification by RT Peptide Screening	0.999		[± 0.005]	
Glutathione Identification by spectrum Peptide Screening	998		[± 10]	
Glutathione Purity Peptide Screening	> 99.8	*%*		

Bioburden	Result	Unit	Uncertainty	Reporting Limit	
Total Aerobic Microbial Count USP <61> Plate Count Method	Not detected	*CFU/g*		>= 1000	⚠
Total Yeast and Mold Count USP <61> Plate Count Method	Not detected	*CFU/g*		>= 100	⚠

Endotoxin Analysis	Result	Unit	Uncertainty	Reporting Limit	
Bacterial Endotoxin USP<85> Bacterial Endotoxin Chromgenic Test	< 0.001	*EU/mg*		> 0.5	⚠

Heavy Metals	Result	Unit	Uncertainty	Reporting Limit	
Arsenic Elemental Impurities Screening	Not detected	*ppm*		>= 1.5	⚠
Cadmium Elemental Impurities Screening	Not detected	*ppm*		>= 0.5	⚠
Cobalt Elemental Impurities Screening	Not detected	*ppm*		>= 25	⚠

buypeptides.store · Buy Peptides LLC · +1 (302) 555-0142
16192 Coastal Hwy, Lewes, DE 19958, USA · support@buypeptides.store · t.me/BP_Support1 · Research use only

Heavy Metals	Result	Unit	Uncertainty	Reporting Limit	
Lead Elemental Impurities Screening	Not detected	*ppm*		>= 1.5	⚠
Nickel Elemental Impurities Screening	Not detected	*ppm*		>= 25	⚠
Quicksilver Elemental Impurities Screening	Not detected	*ppm*		>= 1.5	⚠
Vanadium Elemental Impurities Screening	Not detected	*ppm*		>= 25	⚠

buypeptides.store · Buy Peptides LLC · +1 (302) 555-0142
16192 Coastal Hwy, Lewes, DE 19958, USA · support@buypeptides.store · t.me/BP_Support1 · Research use only

Attachments for Lyo-0117

LIQUILABS Analytical services	Method Specification	
Determination of identity, content and purity of Glutathione		
Document number GLU_010_2025	*Superseded document* -	*Number of pages* 3

1. Content Assesment

1.1. Instrumentation

Module	Name	Serial Number
System Controller	Shimadzu SCL-10ADvp	C21014112659
Degassing Unit	Shimadzu DGU-14A	NA
Pump A	Shimadzu LC-10ADvp	C20964130075
Pump B	Shimadzu LC-10ADvp	C20953770781
Autosampler	Shimadzu SIL-10ADvp	C21054109114
Colum Thermostat	Shimadzu CTO-10ACvp	C21033770144
Detector	Shimadzu SPD-10ADvp	C20994233588

1.2. Chromatographic conditions

Chromatographic conditions	
Eluent A	0.1% TFA in Water (HPLC, Gradient Grade)
Eluent B	0.1% TFA in Acetonitrile (HPLC, Gradient Grade)
Flow rate	0.4 mL/min
Program	Gradient elution
Injection volume	0.5 µL
Colum Temperature	60°C
Column	Phenomenex Biozen Peptide Polar C18, 150x2.1mm 3µm
Detection wavelenght	214nm

Gradient Program		
Time [min]	A [%]	B [%]
2	100	0
15	75	25
18	75	25
20	100	0
25	end	

1

Attachment for Lyo-0117
Filename: 1760291696539-a28e2a21-0ac4-451a-a583-35bb0ad191b0_1.jpg

buypeptides.store · Buy Peptides LLC · +1 (302) 555-0142
16192 Coastal Hwy, Lewes, DE 19958, USA · support@buypeptides.store · t.me/BP_Support1 · Research use only

1.3. Sample preparation

Whole amount of container was dissolved in 10mL of water (HPLC, Gradient Grade). Aliquote part of 1 mL was dispensed into HPLC vial for analysis.

1.4. Calibration curve

Calibration curve detail	
Quantitative method	External Standard
Calibration Type	Linear
Number of calibration points	5
Force through Zero	Disabled
Weighting Method	None

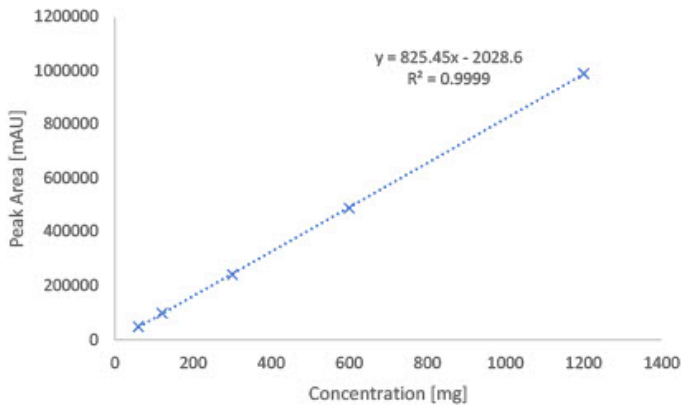

2

Attachment for Lyo-0117
Filename: 1760291696539-a28e2a21-0ac4-451a-a583-35bb0ad191b0_2.jpg

buypeptides.store · Buy Peptides LLC · +1 (302) 555-0142
16192 Coastal Hwy, Lewes, DE 19958, USA · support@buypeptides.store · t.me/BP_Support1 · Research use only

2. Purity assessment

2.1 Instrumentation

Module	Name	Serial Number
System Controller	Shimadzu SCL-10ADvp	C21014112659
Degassing Unit	Shimadzu DGU-14A	NA
Pump A	Shimadzu LC-10ADvp	C20964130075
Pump B	Shimadzu LC-10ADvp	C20953770781
Autosampler	Shimadzu SIL-10ADvp	C21054109114
Colum Thermostat	Shimadzu CTO-10ACvp	C21033770144
Detector	Shimadzu SPD-10ADvp	C20994233588

2.2 Chromatographic conditions

Chromatographic conditions	
Eluent A	0.1% TFA in Water (HPLC, Gradient Grade)
Eluent B	0.1% TFA in Acetonitrile (HPLC, Gradient Grade)
Flow rate	0.4 mL/min
Program	Gradient elution
Injection volume	0.5 µL
Colum Temperature	60ºC
Column	Phenomenex Biozen Peptide Polar C18, 150x2.1mm 3µm
Detection wavelenght	214nm

Gradient Program		
Time [min]	A [%]	B [%]
2	100	0
15	75	25
18	75	25
20	100	0
25	end	

1.5. Sample preparation

Whole amount of container was dissolved in 10mL of water (HPLC, Gradient Grade). Aliquote part of 1 mL was dispensed into HPLC vial for analysis.

1.6. Purity assesment

Purity of compound assesed by area normalization method, comparing area of each peak to sum of area of all peaks detected at wavelenght of 214 nm.

Attachment for Lyo-0117
Filename: 1760291696539-a28e2a21-0ac4-451a-a583-35bb0ad191b0_3.jpg

buypeptides.store · Buy Peptides LLC · +1 (302) 555-0142
16192 Coastal Hwy, Lewes, DE 19958, USA · support@buypeptides.store · t.me/BP_Support1 · Research use only

Analysis Report

LIQUILABS
Analytical services

Sample Information

Injection Volume	: 0,5
Data File	: LYO-0117-P01__002.lcd
Method File	: Peptide screening_V10_Polar.lcm
Date Acquired	: 07.10.2025 17:54:39

Chromatogram

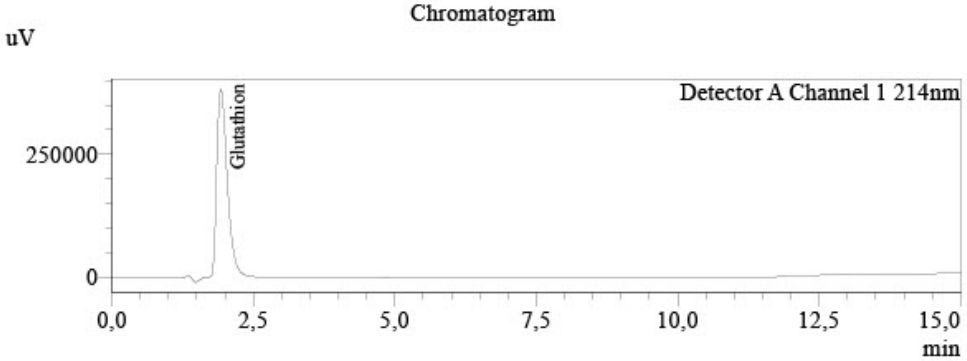

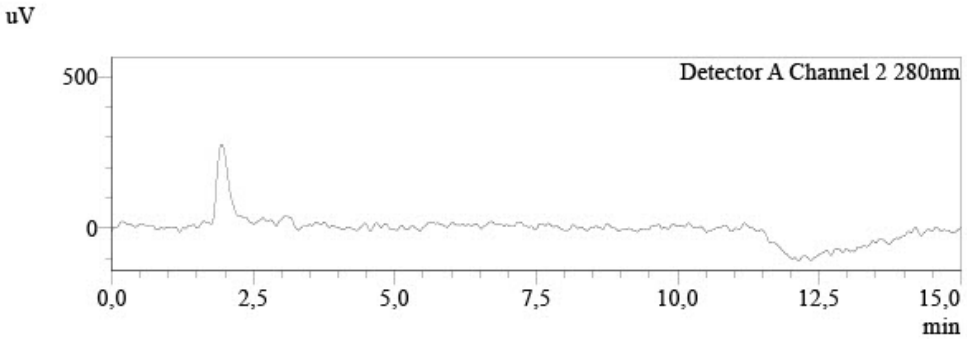

Peak Table

Detector A Channel 1 214nm

Peak#	Name	Ret. Time	Conc.	Unit	Area%
1	Glutathion	1,926	605,775	mg/L	100,000
Total					100,000

Peak Table

Detector A Channel 2 280nm

Peak#	Name	Ret. Time	Conc.	Unit
Total				

Attachment for Lyo-0117
Filename: LYO-0117.jpg

buypeptides.store · Buy Peptides LLC · +1 (302) 555-0142
16192 Coastal Hwy, Lewes, DE 19958, USA · support@buypeptides.store · t.me/BP_Support1 · Research use only

LIQUILABS Analytical services	Method Specification	
Determination of bioburden of lyophilized samples		
Document number MIC_001_2025	*Superseded document* -	*Number of pages* 2

1. Instrumentation and chemicals

1.1. Instruments used

- Sterile Syringe 2mL Luer
- Sterile needles
- Ready made PCA Plate ROTI Aquatest
- Ready made Sab4 Plate ROTI Aquatest

1.2. Chemicals

Sterile physiological solution (0.9% NaCl)

2. Sample preparation and innoculation

2.1 Sample preparation

1. Fresh sterile needle and syringe was used for measuring exactly 2 mL of sterile physiological solution.
2. Needle was changed and by new needle rubber top of peptide containter was penetrated and 2 mL of sterile physiological solution was dispensed.
3. Content of container was completely dissolved and left for 5 minutes to settle potentially created bubbles.
4. This procedure is repeated for two vials.

2.2 Total Aerobic microbial count innoculation and cultivation

1. By sterile needle 1 mL of solution was filled into the sterile syringe.
2. Needle was placed above the flame for few seconds to sterilze.
3. Consequently 1 mL of solution was poured into the ready to use sterile petri dish filled with PCA agar and petri dish was closed.
4. Proces was repeated for two petri dishes.
5. With sterile needle, 1 mL of sterile physiological solution was filled into the sterile needle and was innoculated onto one sterile petri dish filled with PCA agar as negative control sample.
6. Samples and negative control sample were placed in incubator at temperature 37°C for 120h.

1

Attachment for Lyo-0117
Filename: Bioburden-images-0.jpg

buypeptides.store · Buy Peptides LLC · +1 (302) 555-0142
16192 Coastal Hwy, Lewes, DE 19958, USA · support@buypeptides.store · t.me/BP_Support1 · Research use only

2.3 Total Yeast and Mold count innoculation and cultivation

1. By sterile needle 1 mL of solution was filled into the sterile syringe.
2. Needle was placed above the flame for few seconds to sterilze.
3. Consequently 1 mL of solution was poured into the ready to use sterile petri dish filled with Sab4 agar and petri dish was closed.
4. Proces was repeated for two petri dishes.
5. With sterile needle, 1 mL of sterile physiological solution was filled into the sterile needle and was innoculated onto one sterile petri dish filled with Sab4 agar as negative control sample.
6. Samples and negative control sample were placed in incubator at temperature 25°C for 72h.

3. Evaluation of results

After incubation time, colonies are counted as cfu (colonies forming units) and result per 1g of sample is determined as:

$$CFU_{avg} = \frac{\sum CFU_n}{n}$$

$$CFU_{avg} = average\ CFU\ counted\ form\ n\ innoculations$$
$$CFU_n = CFU\ counted\ per\ innoculation$$
$$n = number\ of\ innoculations$$

$$CFU\ per\ gram = \frac{CFU_{avg}}{m_s} * DF$$
$$CFU_{avg} = Average\ CFU\ counted\ from\ n\ innoculations$$
$$m_s = mass\ of\ sample\ (mg)$$
$$DF = Dilution\ factor$$

If negative control sample is evaluated as positive, process have to be repeated due to possible contamination in the process of innoculation or incubation.

Attachment for Lyo-0117
Filename: Bioburden-images-1.jpg

buypeptides.store · Buy Peptides LLC · +1 (302) 555-0142
16192 Coastal Hwy, Lewes, DE 19958, USA · support@buypeptides.store · t.me/BP_Support1 · Research use only

LIQUILABS Analytical services	Method Specification	
Determination of bacterial endotoxin content of lyophilized samples		
Document number *ENDOTOX_002_2025*	*Superseded document* ENDOTOX_001_2025	*Number of pages* *2*

1. Chromgenic LAL Assay Determination of Bacterial Endotoxin content of sample

1.1. Instrumentation

- Pipette set 1-1000 µL
- Termostatically controlled water bath
- UV VIS spectrometer (Shimadzu UV-1601)
- GenScript ToxinSensor Chromgenic LAL Endotoxin Assay kit

1.2. Chemicals

- LAL Reagent water (endotoxin free)
- Limulus Amoebocyte Lysate
- LAL Substrate
- Color Stabilizer #1
- Color Stabilizer #2
- Color Stabilizer #3
- 35% HCl (p.a.)

1.3. Sample preparation

1. Sample container was weighed prior to dissolution and measured weight was marked.
2. Sample was completely dissolved in its container by 2 mL of LAL Reagent water.
3. 100 µL of the sample was aliquoted for analysis.
4. After analysis container was emptied and dried.
5. Dry mass of container was measured and exact weight of dissolved content was determined as:

$$m_{dc} = m_{sample} - m_{container}$$

1.4. Toxin sensor Chromgenic LAL Endotoxin Assay kit preparation

Procedures regarding preparation of reaction solutions possible to find in:
https://www.genscript.com/site2/document/5292_20080806231827.PDF

Attachment for Lyo-0117
Filename: Endotoxin_072025_1_page-0001.jpg

buypeptides.store · Buy Peptides LLC · +1 (302) 555-0142
16192 Coastal Hwy, Lewes, DE 19958, USA · support@buypeptides.store · t.me/BP_Support1 · Research use only

1.5. Measurement procedure

	Standards	Samples	Blank
Standards (mL)	0.1	-	-
Samples (mL)	-	0.1	-
LAL Reagent Water (mL)	-	-	0.1
LAL Solution (mL)	0.1	0.1	0.1
Mix well and incubate at 37°C for 27 min			
Substrate solution (mL)	0.1	0.1	0.1
Mix well and incubate at 37°C for 6 min			
Color Stabilizer #1 solution	0.5	0.5	0.5
Color Stabilizer #2 solution	0.5	0.5	0.5
Color Stabilizer #3 solution	0.5	0.5	0.5
Mix well and read the absorbance at 545nm			

1.6. Calibration curve

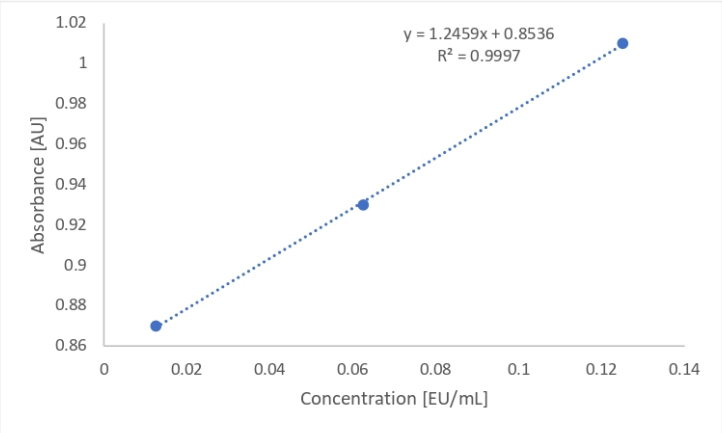

1.7. Calculation of endotoxin content

Endotoxin content of the sample was calculated from the calibration curve as:

$$Endotox[^{EU}/_{mg}] = \frac{\left(\frac{ABS_{sample}}{S_{calib}}\right) * 20}{m_{sample}}$$

$$ABS_{sample} = Measured\ absorbance\ of\ sample$$
$$S_{calib} = Slope\ of\ calibration\ curve$$
$$m_{sample} = real\ measured\ mass\ of\ sample$$
$$20 = dilution\ factor\ of\ measured\ sample$$

2

Attachment for Lyo-0117
Filename: Endotoxin_072025_1_page-0002.jpg

Responsibles

buypeptides.store · Buy Peptides LLC · +1 (302) 555-0142
16192 Coastal Hwy, Lewes, DE 19958, USA · support@buypeptides.store · t.me/BP_Support1 · Research use only

Mr. Ján Galbavý
Founder/Manager

Analysis results relate only to the samples tested.
This document shall not be reproduced except in full, without the written approval of Liquilabs s.r.o.

buypeptides.store · Buy Peptides LLC · +1 (302) 555-0142
16192 Coastal Hwy, Lewes, DE 19958, USA · support@buypeptides.store · t.me/BP_Support1 · Research use only